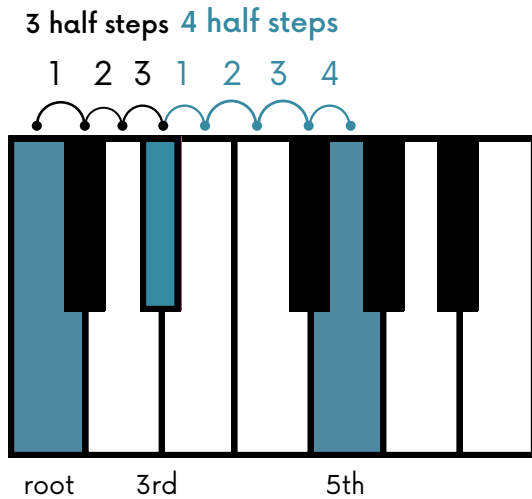
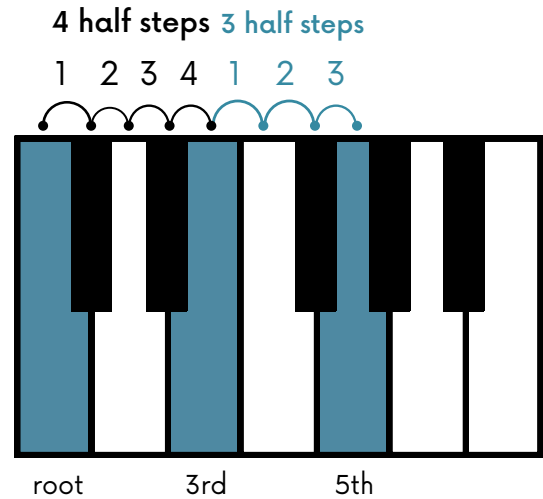


# PIANO FLUENCY

## CHORD ATLAS

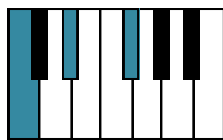


**C minor or Cm or C-**



**C major or C**

Find other 3-note chords by modifying these basic major and minor chords. Apply the half step formulas to find major and minor chords in other keys.



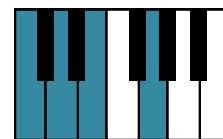
**C diminished or C°**  
minor with a lowered 5th



**C augmented or C+**  
major with a raised 5th



**Csus or Csus4**  
major with a raised 3rd



**Cadd2**  
major with an added 2nd

# 4-NOTE CHORDS

Seventh chords are easily learned in sequence: start with major 7, and find each subsequent chord by lowering one chord tone by a half step.



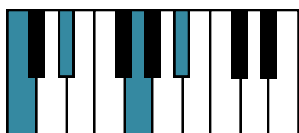
**C6**  
major with an added note  
two half steps above 5th  
(the 6th of a C major scale)



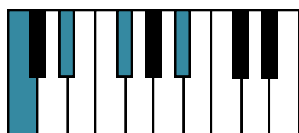
**C major 7 or Cmaj7 or C $\Delta$ 7**  
major with an added note  
one half step below root  
(the 7th of a C major scale)



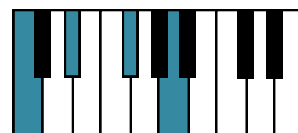
**C dominant 7 or C7**  
Cmaj7 with a lowered 7th



**C minor 7 or Cm7 or C-7**  
C7 with a lowered 3rd

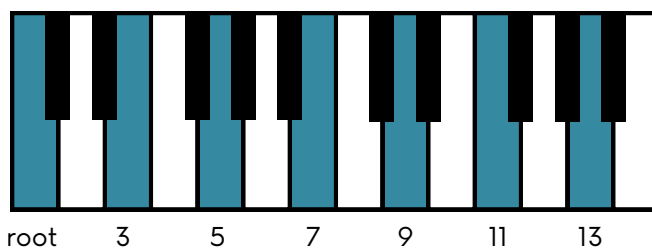


**C half diminished 7  
or Cm7b5 or C $\circ$ 7**  
Cm7 with a lowered 5th



**C diminished 7 or C $^{\circ}$ 7**  
C $\circ$ 7 with a lowered 7th  
(the 7th has been lowered twice)

## EXTENSIONS



Extensions continue available chords tones into a second octave.  
They have equivalent notes in the major scale:

- 9th = 2nd
- 11th = 4th
- 13th = 6th



Cm11



Cmaj9



C13b9